

# SKF Technical Bulletin

## VKBA 3425 – Fitting Instructions



VOLVO S90 I, V90 I Estate, 960 II



Fitting instructions: Caution when mounting the Wheel bearing kit VKBA 3425





OE Nb: 271905

SKF use safe packaging solutions to protect the wheel bearing from damage during transport or mounting. VKBA 3425 is delivered with a plastic joining sleeve, to keep the inner rings together, until the bearing is mounted on the car.



Bearing with plastic  
Joining sleeve



The plastic joining sleeve ring will be automatically pushed out by the axle stub, when mounting the bearing in a correct way, applying the force on the inner ring. Do not push out the plastic sleeve manually before mounting.




- Never remove plastic sleeve before mounting the bearing, as this will separate the inner rings
- Always use correct mounting tools
- Apply the correct force on the bearing inner ring



# SKF Technical Bulletin

## VKBA 3425 – Troubleshooting



### Likely causes

- Wrong tools used
- Wrong mounting
- Wrong applied force

### Consequences

- Bearing inner rings could be separated, despite the plastic secure ring
- Bearing outer rings can move out of the bearing due to the press fit, when the shaft gets pushed through the inner ring
- The balls and raceways will get damaged as the mounting force is transmitted through the balls and raceways
- Premature bearing failure/damage (due to water ingress....)

### Solution

- Use correct tools for a proper mounting
- Apply correct force

## VKBA 3425

