
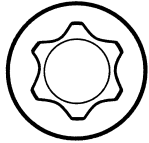
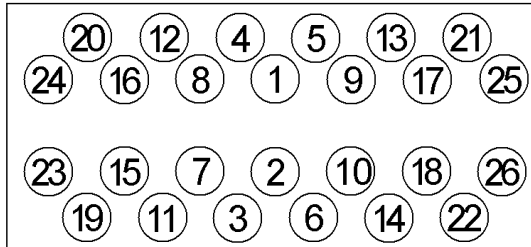


| | | |
|--|---|---|
| Anziehvorschrift für Zylinderkopf | 021.262 |  Das Original |
| Tightening Instructions for Cylinder Head | | |
| Instructions de serrage pour culasse | | |
| Prescripciones de apriete para culatas | | |
| | passend für / suitable for adaptable à / adaptable a | MAN |

Schraubenkopf / Head shape Anziehreihenfolge/Tightening sequence/Ordre de serrage/Orden de apriete
Tête de vis / Cabeza de tornillo



124.791
M 18x2x246-E24



| | | |
|-------------|---|--------|
| Anziehen/ | * | 10 Nm |
| Tightening/ | | 150 Nm |
| Serrage/ | | 300 Nm |
| Apriete | ➤ | 90° |
| | ➤ | 90° |
| | ➤ | 90° |

Zeichenerklärung / Explanations / Explication / Explicacion

| | | | | |
|---|---|------------------------------|--------------------------------|---------------------------------------|
| * | neue Zylinderkopfschrauben verwenden | use new cylinder head bolts | utiliser des vis neuves | emplar tornillos nuevos |
| ★ | Warmlauf (80°C) | warm up time (80°C) | chauffage (80°C) | calentamiento (80°C) |
| □ | Schrauben einzeln lösen und wieder anziehen | loosen and tighten each bolt | deserrer et serrer vis par vis | aflojar y apretar tornillo a tornillo |
| ● | Setzzeit | relaxation time | durée de tassement | tiempo de espera |
| ➤ | Drehwinkel | torque angle | angle de serrage | ángulo de giro |

Motortyp / Engine type / Type de moteur / Tipo de motor

Mot. D2066 LF
D2066 LOH
D2066 LUH
D2066 LFG
Ø 121 mm

ElringKlinger AG, Max-Eyth-Str.2
72581 Dettingen / Erms. Tel. 07123/724 601

021.262