
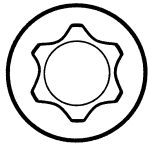


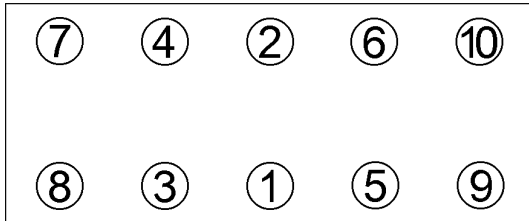
| | | |
|---|----------------|---|
| Anziehvorschrift für Zylinderkopf | 283.761 |  Das Original |
| Tightening Instructions for Cylinder Head | | |
| Instructions de serrage pour culasse | | |
| Prescripciones de apriete para culatas | | |
| passend für / suitable for adaptable à / adaptable a | | Fiat Power Train - FPT |

Schraubenkopf / Head shape
Tête de vis / Cabeza de tornillo

Anziehreihenfolge/Tightening sequence/Ordre de serrage/Orden de apriete



283.761
M15x193/M12x165



| | | |
|-------------|---|-------------|
| Anziehen/ | * | M15: 130 Nm |
| Tightening/ | * | M12: 65 Nm |
| Serrage/ | ➤ | M15: 90° |
| Apriete | ➤ | M12: 90° |
| | ➤ | M15: 90° |
| | ➤ | M12: 60° |

Zeichenerklärung / Explanations / Explication / Explicacion

| | | | | |
|---|---|------------------------------|--------------------------------|---------------------------------------|
| * | neue Zylinderkopfschrauben verwenden | use new cylinder head bolts | utiliser des vis neuves | emplar tornillos nuevos |
| ★ | Warmlauf (80°C) | warm up time (80°C) | chauffage (80°C) | calentamiento (80°C) |
| □ | Schrauben einzeln lösen und wieder anziehen | loosen and tighten each bolt | deserrer et serrer vis par vis | aflojar y apretar tornillo a tornillo |
| ● | Setzzeit | relaxation time | durée de tassement | tiempo de espera |
| ➤ | Drehwinkel | torque angle | angle de serrage | ángulo de giro |

Motortyp / Engine type / Type de moteur / Tipo de motor

✚ 1,05 mm, Ø 100 mm, 1 Loch/hole/trou/agujero

Mot.: F5B - 3,4 ltr.

FPT - Fiat Power Train
New Holland
Case

ElringKlinger AG, Max-Eyth-Str.2
72581 Dettingen / Erms. Tel. 07123/724 601

283.761