


Tips from the gasket expert Professional installation of a sealing flange with PTFE sealing ring and sender wheel

Audi | Seat | Škoda | VW



The crankcase is sealed on the flywheel side by sealing flange with PTFE sealing ring and sender wheel

Function of the flange seal module:

- Sealing function
- Capture engine speed
- Determine the exact position of the crankshaft
- Set the injection and ignition points with the engine control module

Problems if not removed or installed properly:


- Damage to the shaft
- Oil leakage
- Starting problems

Ensure the following when removing or installing:

- Install according to manufacturer's instructions
- Use installation tool and observe the product information
- Check crankshaft for damage

Handle the flange seal module carefully:

- Do not remove the shipping guard or installation sleeve prior to installation
- Do not remove or rotate the sender wheel after removing it from the packaging
- Do not damage the crankshaft or the sealing flange
- Sealing flange with PTFE sealing ring and sender wheel must be installed dry. Never use grease or oil.




Installation tool:


Universal tool KL-0178-30K from Klann.

More information is available on the
KLANN-Spezial-Werkzeugbau-GmbH website at
www.klann-online.de.







 **364.700**
Das Original




 **429.090**
Das Original




 **527.100**
Das Original



 **376.730**
Das Original



 **430.190**
Das Original



 **381.640**
Das Original



 **458.820**
Das Original

For information about the corresponding vehicles and engines, consult the Elring Web Catalogue (E-KAT) at www.elring.de and TecDoc at www.tecdoc.net.

 **www.elring.de**