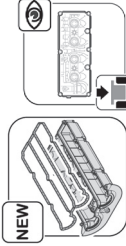


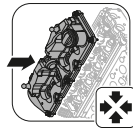
1.



2.



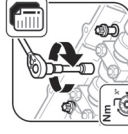
3.



4.



5.



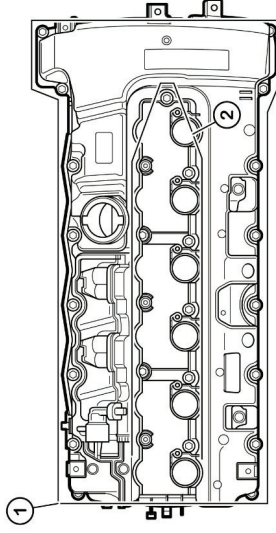
Anziehvorschrift
Tightening Instruction
Instrucciones de serraje
Prescripciones de apriete
安装说明

477.530

Das Original



Reihenfolge / Sequence / Commander / Sucesión / 安装顺序



Step 标准步骤	Wert / Figure / Valeur / Valor / 扭矩	
	metrisch / métric / métrico / 牛米	US Standard
1.	Pos. 1: 8,5 Nm 6,27 ft.-lb	6,27 ft.-lb
2.	Pos. 2: 8,5 Nm 6,27 ft.-lb	6,27 ft.-lb

© Elring - Das Original 05/2020

Motortyp / Engine type / Type de moteur / Tipo de motor / 发动机型号

BMW
3.0 L / N54 B30 A
3'(E90), 5'(E60), 7'(F01), X6, Z4

ElringKlinger AG

Max-Eyth-Straße 2 | D-72581 Dettingen/Erms

Fon +49 7123 724-799 | Fax +49 7123 724-798

elring@elring.de | www.elring.com



Das Original

ElringKlinger AG

Max-Eyth-Straße 2 | D-72581 Dettingen/Erms

Fon +49 7123 724-799 | Fax +49 7123 724-798

elring@elring.de | www.elring.com

