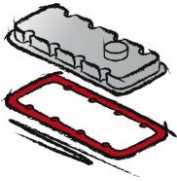
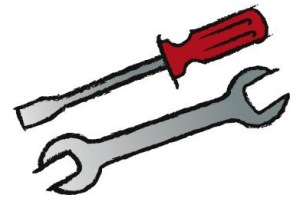




Das Original

TSI 10/13



Gasket, valve cover

Smart

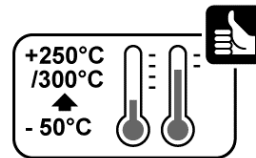


129.400



Dirko™-S Profi Press HT

The heavy-duty, silicon-based, permanently elastic sealing compound



Application:

Carefully remove any existing sealant residues using a plastic spatula. Clean and degrease the sealing surfaces.

Remove cap before use. Unscrew the angled nozzle, remove protective cap. Press the nozzle in a measured fashion to release sealing compound from the opening and apply it along the contours of the component. Do not apply the compound too thickly because there is a risk that the sealing material can drip into the interior. Replace the protective cap on the nozzle after use.

Processing temperature: +5 °C to +30 °C.

Sealing bead circa 3,5 – 4,0 mm.

Vulcanization time circa 4 mm in 24 hours.

