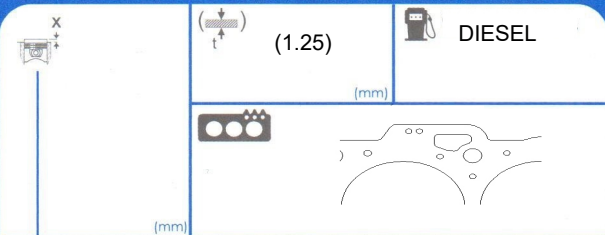


# 10026420



R010624

# NISSAN



c.c. 1680 (cm<sup>3</sup>) 80 (mm)

1 CD17

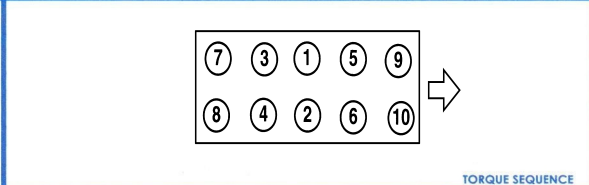


1 1000 Km -90°+11 Kpm **RETIGHTENING**

1 1000 Km -90°+80 lbf **RETIGHTENING**

**ROUGHNESS**

	MLS	
ALUMINIUM ALUMINIO	0.5 / 1.0 µm	2.3 µm MAX
CAST IRON FUNDICIÓN	1.5 / 1.8 µm	3.8 µm MAX



**-90° +**  
**-180°**  
<>

LOOSEN 90° AND TIGHTEN BOLT BY BOLT RESPECTING THE SPECIFIED TORQUE AND ORDER  
AJUSTAR 90° Y APRETAR TORNILLO A TORNELLO CON EL PAR Y ORDEN ESPECIFICADOS

LOOSEN ALL THE BOLTS  
AJUSTAR TODOS LOS TORNELLOS

RUN THE ENGINE UNTIL TOTAL OPENING OF THE THERMOSTAT  
LET THE ENGINE COOL DOWN FOR 4 HOURS (WITH OPEN BONNET)  
OPEN THE CAP OF THE EXPANSION TANK OF THE WATER COOLING CIRCUIT  
RODAR EL MOTOR HASTA LA APERTURA TOTAL DEL TERMOSTATO  
DEJAR ENfriAR EL MOTOR CUATRO HORAS (CAPOT ABIERTO)  
ABRIR EL TAPON DEL VASO DE EXPANSION DEL CIRCUITO DEL AGUA DE REFRIGERACION

AJUSA IS NOT RESPONSIBLE FOR ANY UPGRADE AFTER THIS DOCUMENT HAD BEEN PRINTED. FOR MORE INFO PLEASE SCAN THIS QR CODE OR VISIT OUR WEBSITE [www.ojusa.es](http://www.ojusa.es)

AJUSA NO SE RESPONSABILIZA DE CUALQUIER ACTUALIZACIÓN POSTERIOR A LA IMPRESIÓN DE ESTE DOCUMENTO. PARA MAYOR INFORMACIÓN CAPTURE CON SU SMARTPHONE EL SIGUIENTE CÓDIGO QR O VISITE NUESTRA PÁGINA WEB [www.ojusa.es](http://www.ojusa.es)

**TORQUE SEQUENCE**