

Please take a moment to review these installation instructions before you begin to install these components on your vehicle. The removal and installation of air suspension products should only be performed by a fully qualified, ASE Certified professional.


It is equally important to be aware of all necessary safety measures while installing your new Air Suspension System. This includes proper lifting and immobilizing of the vehicle and isolation of any stored energy to prevent personal injury or property damage.

THE VEHICLE MANUFACTURER'S RIDE HEIGHT SENSOR CALIBRATION PROCEDURE MUST BE PERFORMED WITH APPLICABLE DIAGNOSTIC TOOLS ANYTIME THE SENSOR IS EITHER REMOVED/ REINSTALLED OR REPLACED.


READING THIS MANUAL SIGNIFIES YOUR AGREEMENT TO THE TERMS OF THE GENERAL RELEASE, WAIVER OF LIABILITY, AND HOLD HARMLESS AGREEMENT, THE FULL TEXT OF WHICH IS AVAILABLE AT WWW.ARNOTTINC.COM.




THESE IMAGES ILLUSTRATE PROPERLY INSTALLED RIDE HEIGHT SENSORS AND ARE FOR ILLUSTRATION PURPOSES ONLY. RIDE HEIGHT SENSOR LOOK AND ORIENTATION WILL VARY BY VEHICLE.



EXAMPLE ONLY



EXAMPLE ONLY



EXAMPLE ONLY



EXAMPLE ONLY

Arnott®

Suspension Products

Arnott US Business Office:

www.arnottinc.com

100 Sea Ray Drive
Merritt Island, FL 32953

Call: 800.251.8993

321.868.3016

Fax: 321.868.3703

Email: techassistance@arnottinc.com

Arnott Europe Business Office:

www.arnotteurope.com

Docterskampstraat 1E/1F, 3
5222 AM 's-Hertogenbosch (NL)

NL Phone: +31 73 7850 580

DE Phone: +31 85 2087 438


UK Phone: +44 203 3186 124

BE Phone: +32 258 846 90

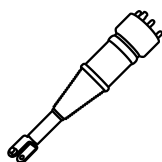
ES Phone: +34 91 901 10 56

FR Phone: +32 78 48 46 93

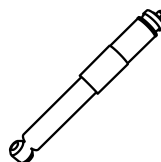
Email: info@arnotteurope.com



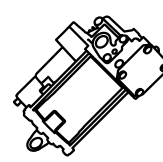
Air Springs



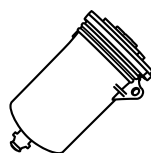
Struts




Shocks



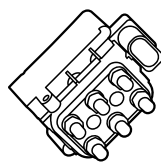
Compressors



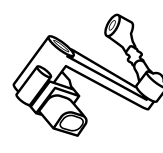
Dryers



Coil Spring
Conversion Kits



Valve Blocks



Ride Height
Sensors