



## IMPORTANT NOTICE

PROPER INSTALLATION & INFLATION PROCEDURES MUST BE FOLLOWED TO AVOID PERMANENT DAMAGE TO THE PART. WARRANTY WILL BE VOIDED IF THESE PROCEDURES HAVE NOT BEEN FOLLOWED.



AIR SPRINGS INFLATED WITHOUT FOLLOWING THE MANUFACTURER'S SPECIFICATIONS/NOT SUPPORTING THE VEHICLE WEIGHT CAN CAUSE THE FORCE TO DISTRIBUTE UNEVENLY, WHICH MAY LEAD TO PREMATURE PART FAILURE.



### IMPROPER INSTALLATION EXAMPLES

Broken lower piston - Air spring is inflated without supporting the vehicle, causing the force to distribute unevenly, or the lower piston of the air spring has not been mounted correctly.



### IMPROPER INFLATION EXAMPLES

Air springs inflated without following the manufacturer's specifications / not supporting the vehicle can cause the force to distribute unevenly, which may result in crimp ring failure.



# Arnott®

## Suspension Products

### Arnott US Business Office:

[www.arnottinc.com](http://www.arnottinc.com)

100 Sea Ray Drive  
Merritt Island, FL 32953

**Call:** 800.251.8993

321.868.3016

**Fax:** 321.868.3703

**Email:** [techassistance@arnottinc.com](mailto:techassistance@arnottinc.com)

### Arnott Europe Business Office:

[www.arnotteurope.com](http://www.arnotteurope.com)

Industrieweg 19  
5145 PD, Waalwijk (NL)

**NL Phone:** +31 73 7850 580

**DE Phone:** +31 85 2087 438


**UK Phone:** +44 203 3186 124

**BE Phone:** +32 258 846 90

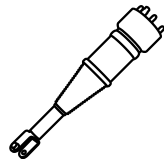
**ES Phone:** +34 91 901 10 56

**FR Phone:** +32 78 48 46 93

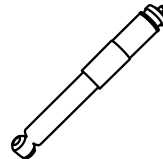
**Email:** [info@arnotteurope.com](mailto:info@arnotteurope.com)



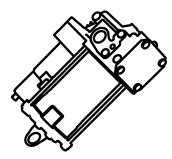
Air Springs



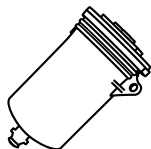
Struts




Shocks



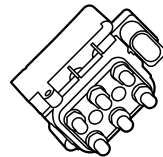
Compressors



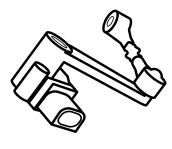
Dryers



Coil Spring  
Conversion Kits



Valve Blocks



Ride Height  
Sensors